



TruGard Premier by Haverford was the first vinyl skirting product and is still the leader, in use on one-third of the manufactured homes in America

- TruGard panels are thirteen-inches wide (as opposed to 16 inches) for greater installed strength
- Extra thick so they stay straight and resist buckling, for a beautiful, flat, smooth appearance
- Rich woodgrain finish available in White, Sand, Cameo, or Gray with color clear through, so scratches won't show
- Patented interlocking design holds TruGard panels tight - and the holding power actually increases under wind load
- Top rail is designed for superior holding strength, and our U-shaped ground channel provides better stability
- Limited Lifetime, 50-Year Transferable Warranty

TruGard Skirting Size Chart

Home Size	Panels	Trim
12 x 65 x 28"	27	13
12 x 65 x 30"	29	13
12 x 65 x 36"	34	13
12 x 65 x 42"	45	13
14 x 70 x 28"	30	14
14 x 70 x 30"	31	14
14 x 70 x 36"	37	14
14 x 70 x 42"	50	14
16 x 80 x 28"	34	16
16 x 80 x 30"	36	16
16 x 80 x 36"	43	16
16 x 80 x 42"	57	16
24 x 60 x 28"	30	14
24 x 60 x 30"	31	14
24 x 60 x 36"	37	14
24 x 60 x 42"	50	14

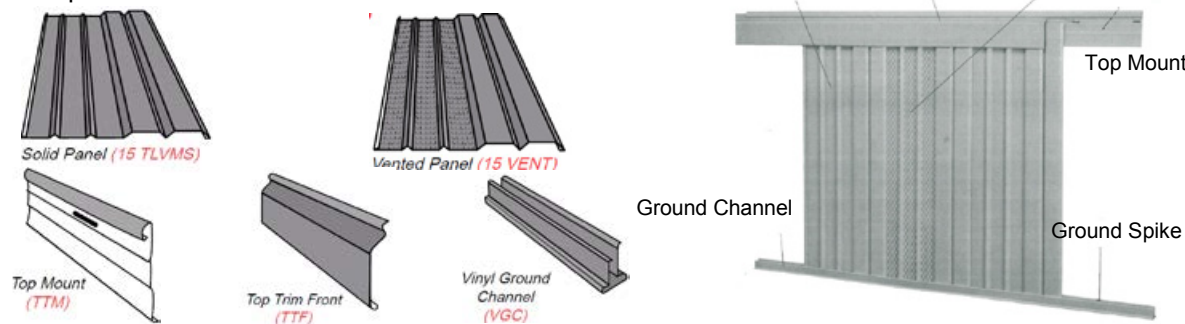
Vent panel averages one out of every 6 panels



Panel & Trim Length 12'

Description	White	Sand	Cameo	Gray
Solid Panel (Carton of 15)	290-000-BOX	290-002-BOX	290-004-BOX	290-005-BOX
Vented Panel (Carton of 15)	290-100-BOX	290-102-BOX	290-104-BOX	290-105-BOX
Trim Kit (Carton of 14 sets)	290-200	290-202	290-204	290-205
Top Trim Mount (Carton of 40)	290-300	290-302	290-304	290-305
Top Trim Front (Carton of 40)	290-400	290-402	290-404	290-405
Ground Channel (Carton of 40)	290-500	290-502	290-504	290-505

Ground Spike & Nail Kit 460-562
126 Spikes & 252 Nails



Skirt Hang'R

Pre-drilled and slotted for easy adjustment. Galvanized to last a lifetime. 50/Ctn

130-703 Skirt Hang'R Bracket

Skirt Guard

Protect new and existing skirting from the damaging effects of string trimmers. 30/Ctn

296-000 Skirt Guard, White 7'



LIFESTYLE®

"Easy To Do" Vinyl Skirting

The Features You Want
The Value You Need



Lifestyle Skirting Size Chart

Home Size	Panels	Trim
12 x 60 x 28"	21	12
12 x 60 x 35"	26	12
12 x 60 x 42"	34	12
12 x 65 x 28"	22	13
12 x 65 x 35"	28	13
12 x 65 x 42"	37	13
14 x 70 x 28"	24	14
14 x 70 x 36"	30	14
14 x 70 x 42"	40	14
16 x 80 x 28"	28	16
16 x 80 x 36"	35	16
16 x 80 x 42"	46	16
24 x 60 x 28"	24	14
24 x 60 x 36"	30	14
24 x 60 x 42"	40	14

Vent panel averages one out of every 6 panels

- Lifestyle is the best combination of performance and value
- Lifestyle panels are sixteen-inches wide
- Rich woodgrain finish available in White, Sand, Cameo, Silver Grey, or Clay
- Patented interlocking design holds Lifestyle panels tight - and the holding power actually increases under wind load
- Top rail is designed for superior holding strength, and our U-shaped ground channel provides better stability
- 15-year Limited Warranty

Panel Length 11'8", Trim Length 11'7"

Description	White	Sand	Cameo	Grey	Clay
Solid Panel (Carton of 12)	295-000-BOX	295-004-BOX	295-005-BOX	295-002-BOX	295-006-BOX
Vented Panel (Carton of 12)	295-100-BOX	295-104-BOX	295-105-BOX	295-102-BOX	295-116-BOX
Trim Kit (Carton of 14 sets)	295-200	295-204	295-205	295-202	295-206
Top Trim Mount (Carton of 40)	295-300	295-304	295-305	295-302	295-306
Top Trim Front (Carton of 40)	295-400	295-404	295-405	295-402	295-406
Ground Channel (Carton of 40)	295-500	295-504	295-505	295-502	295-506



Platform Fiberglass Steps w/enclosed back



- Steps constructed of heavy-duty treated plywood and 2 x 4's designed to last decades even under heavy water contact.
- Deep-penetrating treatment protects all exterior and interior wood against rotting, warping and other decay.
- Fiberglass and resin exterior coating provides strength and durability.
- White or sand exterior with special "Black Buckshot" finish for added visual appeal.
- Slip-resistant texture on all treads and landings for additional safety.

38" Deep x 38" Wide Platform

100-250	2 Step & platform, 24" Height
100-251	3 Step & platform, 28" Height
100-253	3 Step & platform, 32" Height
100-255	4 Step & platform, 35" Height

38" Deep x 48" Wide Platform

100-252	3 Step & platform, 28" Height
100-254	3 Step & platform, 32" Height
100-256	4 Step & platform, 40" Height

38" Deep x 72" Wide Platform

100-257	3 Step & platform, 32" Height
---------	-------------------------------

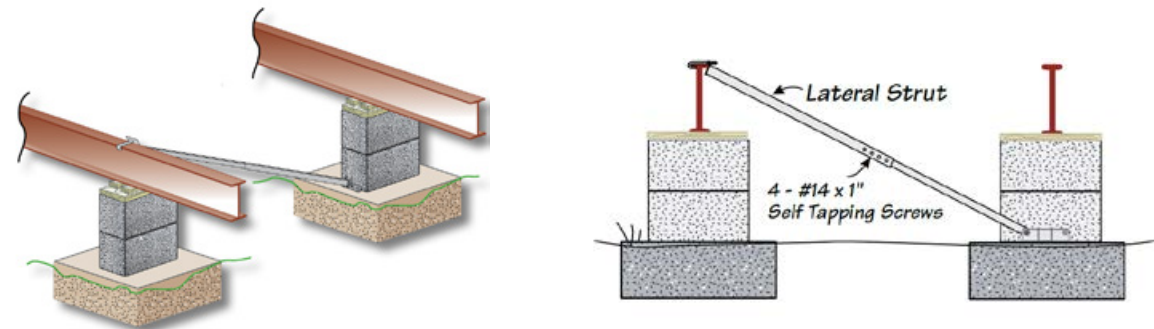
B.O.C.A. approved rails w/bolt kit

100-640K	Handrail 24H x 38P
100-642K	Handrail 28H x 38P
100-643K	Handrail 32H x 38P
100-641K	Handrail 36H x 38P
100-644K	Handrail 40H x 38P
100-645K	Backrail 38W
100-646K	Backrail 48W

Xi₂ Xi2 Concrete Foundation System

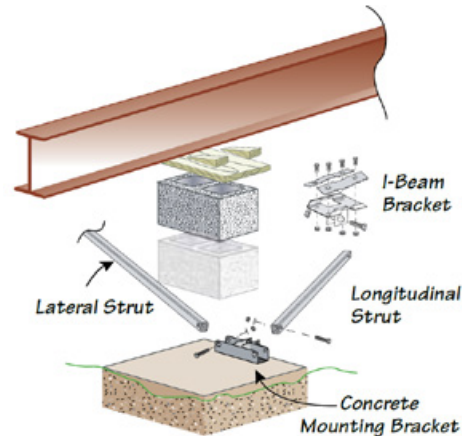
Xi2 Concrete Lateral Systems

Includes: 5' Strut, Bracket, & Hardware



Xi2 Longitudinal Hardware Kit

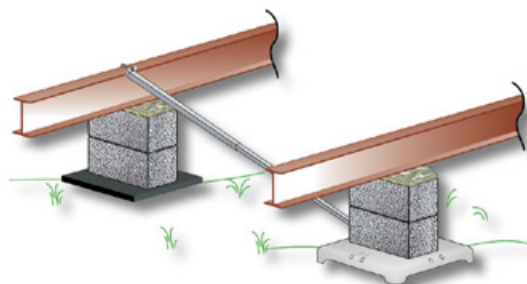
Includes hardware for 2 struts:
I-beam bracket, nuts, bolts and washers



- 130-159 Xi 2 Concrete System 5'
- 130-166 5' Lateral Strut
- 130-167 6' Lateral Strut
- 130-170 7' Lateral Strut (for 112" I-Beam)
- 130-168 Concrete Lateral Hardware Kit Double
- 130-165 Concrete Lateral Hardware Kit Single
- 130-171 39" Longitudinal Strut
- 130-163 44" Longitudinal Strut
- 130-164 65" Longitudinal Strut
- 130-162 Longitudinal Hardware Kit (2 per box)

Xi2 Ground Foundation System

Xi2 Ground Lateral System Includes: 5' Strut, Pad, & Hardware



- 130-172 5' Xi 2 Ground System with Lateral Strut & Hardware
- 130-174 39" Longitudinal Strut
- 130-175 44" Longitudinal Strut
- 130-176 65" Longitudinal Strut
- 130-173 Longitudinal Hardware Kit (2 per box)



Earth Anchors and Accessories

Heavy Duty Anchors

Double helix design allows for consistently smooth and easy drives, even in hard soil
Order in multiples of 8
Skid qty 256

- 130-101 3/4" x 30" Double Head w/two 4" helix
- 130-111 3/4" x 48" Double Head w/two 4" helix



Patio Anchor



For use on existing concrete slab with lag & shield bolt.
24/Ctn

- 130-200 Patio Anchor with Lag & Shield
- 130-201 Lag & Shield only 5/8" x 2-1/4"
- 130-202 Double tension head only

Quick-Set Stabilization Plate



- Sets Quickly
- Requires little or no hammering
- Costs no more than traditional stabilizers
- Outperforms EZ type anchors with integral stabilizers that require vertical installation
- Self drilling

- 130-005 Stabilizing Device, Quick-Set

Deepset Anchors

Combines anchor and stabilizer plate in one installation step. Four "digging teeth" for faster sets in hard ground.
Order in multiples of 4
Skid qty 160

- 130-104 3/4" x 30" Double Head w/two 4" helix and stabilizer

J Anchor



J-Anchor for installation in freshly poured concrete 5/8" x 12"

- 130-400 J-Anchor 24/Ctn

Split Bolt & Nut



NOTE: Anchors are shipped without bolt & nut

- 131-000 Split bolt
Bag = 8 Keg = 40

Roof Bracket



- S-Type 24/Ctn
- 131-001 Galvanized standard bracket

Cross Drive Rock Anchor

Includes 2 - 3/4" x 48" rods & 1 - rock anchor head
Order in multiples of 5

- 130-300 3/4" x 30" Rock Anchor
- 130-301 3/4" x 48" Rock Anchor

Eye Anchor Adapter



Adapts an eye anchor head to a standard double tension head. Includes adapter bolts. 24/Ctn










- 130-450 Eye Anchor Adapter

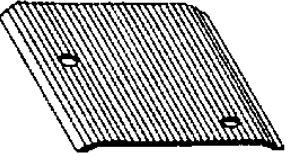












Speed Wrench


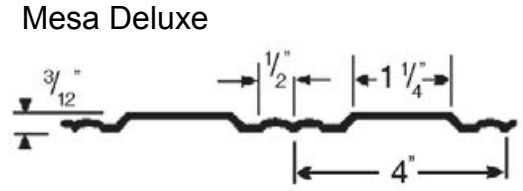
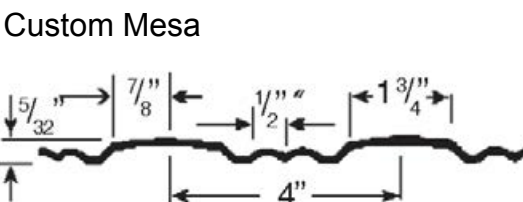





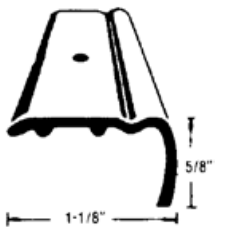
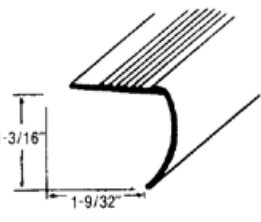






Speed Wrench simplifies anchor installation with a design that allows for one handed operation. Speed Wrench has a 15/16" impact Wrench has a 15/16" impact socket on one side & a 15/16" nut on the other.

- 440-417 Speed Wrench

<p>Frame Clamp with Strap</p>  <p>Galvanized steel strapping 1-1/4" x 7' or 15' w/clamp. Zinc coated for corrosion resistance.</p> <p>50/Ctn</p> <p>130-800 7' w/clamp 130-801 16' w/clamp 131-004 Frame Clamp only</p>	<p>Anchor Drive Machine</p>  <p>Electric drive machine, 18 RPM, 1/2 HP, 8.8 amp, on/off & fwd/rev switch, leverage bar, & GFI protected. Includes earth anchor adapter.</p> <p>440-412 Drive Machine w/Adapter 440-411 Earth Anchor Adapter only</p>	<p>Soil Test Probe Kit</p>  <p>The Soil Test Probe is used to determine the soil conditions below the surface near the anchor's helical plate. Kit includes: Probe, torque wrench, adapter, carrying case and instruction.</p> <p>440-413 Soil Test Probe Kit</p>
<p>Buckle with Strap</p>  <p>Galvanized steel strapping 1-1/4" x 7' or 15' w/buckle. Zinc coated for corrosion resistance.</p> <p>50/Ctn</p> <p>130-900 7' w/buckle 130-901 15' w/buckle 131-002 Buckle only</p>	<p>Swivel with Strap</p>  <p>G60 strap 1-1/4" x 7' w/swivel connector.</p> <p>50/Ctn</p> <p>130-154 7' w/swivel</p>	<p>Protecto-Strap</p>  <p>G60 strap protector, attached between strap and I-beam to prevent cutting and breaking.</p> <p>130-702 Protecto Strap</p>
<p>Galvanized Strapping</p>  <p>Tie Down marked & certified galvanized strapping conforms to HUD Code 3280 and 3285(2). Strapping is marked every 12 inches.</p> <p>130-700 1-1/4" x 37' Coil G60 130-701 1-1/4" x 600' Coil G60</p>	<p>Beam Clamp Hook</p>  <p>Beam Clamp Hook, 3" or 4" w/bolt & nut 24/Ctn</p> <p>130-157 3' Beam Hook Clamp 130-158 4' Beam Hook Clamp</p>	<p>Strap Seal</p>  <p>G60 crimping seal for 1-1/4" strap, semi-closed for ease of use and strong bonds.</p> <p>131-003 Strap Seal</p>
	<p>Gator Beam Clamp</p>  <p>4 or 8 Bolt Longitudinal Gator Beam Clamp 4/Ctn</p> <p>130-808 4 Bolt Gator Beam Clamp 130-806 8 Bolt Gator Beam Clamp</p>	<p>Crimping Tool</p>  <p>Tie Down crimp tools are designed for use with 0.035 thickness, 1-1/4" wide strap and steel crimp seals.</p> <p>440-215 Crimping Tool</p>

<p>Seam Binder</p>  <p>12' Length 4" Width - 30/Ctn 420-211 Seam Binder</p>	<p>Wedges & Blocks</p> <p>High quality Wedges and Boards all cut to a uniform size from hardwood lumber</p>  <p>Order Wedges in multiples of 30</p> <p>150-615 4 x 8" 150-624 1" x 8" x 16" 10/Bundle 150-616 6 x 8" 150-625 2" x 8" x 16" 5/Bundle</p>			
<p>Pocket Penetrometer</p>  <p>Easy to use—Eliminates installation guesswork. Determine correct load bearing of the soil.</p> <p>440-415 Pocket Penetrometer 440-416 Adapter Foot</p>	<p>Mobile Matt™</p> <p>Unique "M" tread pattern provides ultimate traction for even the most aggressive traffic. Convenient hand holes permit easy carrying. "Cleat" design on the underside helps prevent walkout.</p>  <p>150-640 2' x 4' Matt 150-641 2' x 8' Matt 150-643 4' x 8' Matt</p>			
<p>Adjustable Outrigger</p>  <p>Easy installation—never settles. Unaffected by frost heave damage.</p> <p>150-653 24" for 14' wide 4/pack 150-654 36" for 16' wide 4/pack</p>	<p>ABS Pier Pad</p> <p>Pad bearing capacity:</p> <p>1,000 lb soil—2,000 2,000 lb soil—4,000 3,000 lb soil—6,000</p> <p>Order in multiples of 12 Skid quantity of 288</p> <p>150-632 Pier Pad 18"x16"x3/4"</p> 			
<p>Digital Electronic Water Level</p>  <p>Easy, accurate, digital leveling for Manufactured Homes. Totally sealed, reads in inches and tenths.</p> <p>440-541 Water Level</p>	<p>Drip Caps</p> <table border="0"> <tr> <td data-bbox="2125 1280 2533 1824"> <p>Extruded Aluminum</p>  <p>2-7/8" projection 10/Ctn</p> <p>420-220 37" Length 420-221 12' Length</p> </td> <td data-bbox="2533 1280 2930 1824"> <p>Teardrop Aluminum</p>  <p>420-222 35" Length 420-223 39" Length</p> </td> </tr> </table>		<p>Extruded Aluminum</p>  <p>2-7/8" projection 10/Ctn</p> <p>420-220 37" Length 420-221 12' Length</p>	<p>Teardrop Aluminum</p>  <p>420-222 35" Length 420-223 39" Length</p>
<p>Extruded Aluminum</p>  <p>2-7/8" projection 10/Ctn</p> <p>420-220 37" Length 420-221 12' Length</p>	<p>Teardrop Aluminum</p>  <p>420-222 35" Length 420-223 39" Length</p>			

<p>Aluminum Panels </p> <p>Mesa Deluxe</p>  <p>Custom Mesa</p>  <p>"S-lock" concealed panel lock. Panels are .019" thick, 48" wide before forming, and 96" long. (no common carrier shipments)</p> <p>420-000 Mesa Deluxe White, Smooth without line 420-001 Mesa Deluxe White, Cedar without line 420-010 Mesa Deluxe Off-White, Smooth without line 420-011 Mesa Deluxe Off-White, Cedar without line 420-002 Custom Mesa White, Smooth with line 420-003 Custom Mesa White, Cedar with line 420-013 Custom Mesa Off-White, Cedar with line</p>	<p>Bottom Starter</p>  <p>Aluminum, cedar Finish, 7" Coverage 9" x 12" 420-100 White Bottom</p>
<p>Gutters </p>  <p>Mini Gutter, roll formed Aluminum 12' Length 420-206 Gutter Extruded 16' Mill 420-104 White Gutter</p>	<p>Top Starter</p>  <p>Aluminum, cedar Finish, 6" x 12" 420-101 White Top 420-109 Brown Top</p>
<p>Roof Edge </p> <p>Standard size</p>  <p>12' Length, 25/Ctn 420-200 Roof Edge</p> <p>Extra Large</p>  <p>16' Length, 25/Ctn 420-202 Large Roof Edge</p>	<p>Corner Trim </p>  <p>Aluminum, cedar Finish, 4-3/4" x 12" 420-102 White Corner 420-108 Brown Corner</p>
	<p>Cap Trim</p>  <p>Aluminum, cedar Finish, 3-1/8" x 12" 420-103 White Cap</p>
	<p>Storm Door Expand-</p>  <p>420-226 Storm Door Expander 1-1/2" x 12'</p>

Patio Covers



Deluxe V-Pan Patio Cover

The Deluxe V-Pan patio cover pan is 8" and is available in three colors: white, wheat, or bronze. It has several different trim colors that can be added to accent your home. Stand on the deluxe v-pan cover is an easy cleanout gutter system with a swivel two piece hanger.



Flat Pan Patio Cover

The Flat Pan patio covers make perfect ceilings for screen enclosures and patio covers. They feature a large 5" x 5" extruded gutter system.

All Patio Covers are special order and drop-shipped. Call sales today for more information.

Car Port



Car Port

The Car Port covers is the perfect way to keep vehicles out of the elements. They feature a large 5" x 5" extruded gutter system.

All Car Ports are special order and drop-shipped. Call sales today for more information.